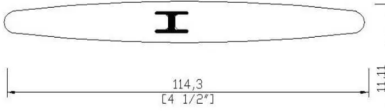

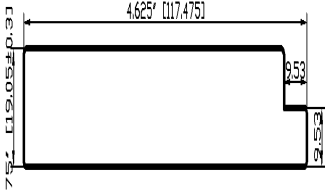



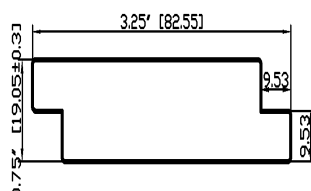



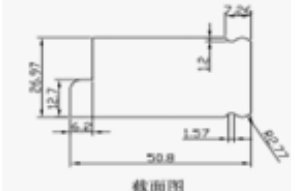

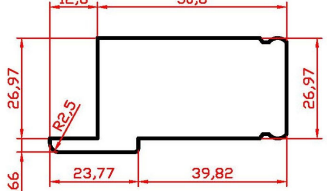

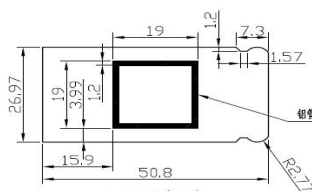





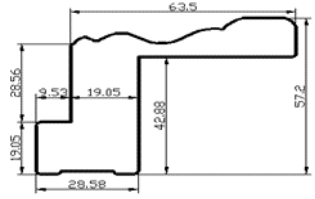

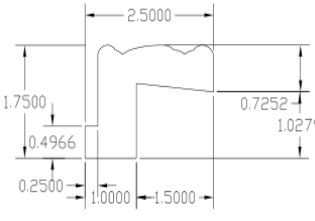

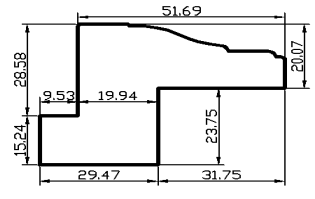

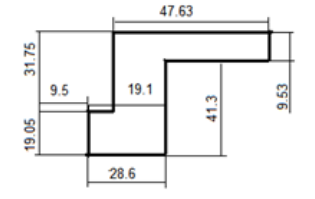

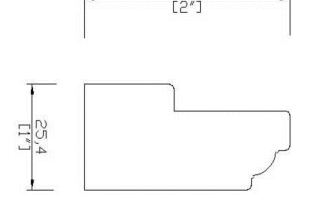

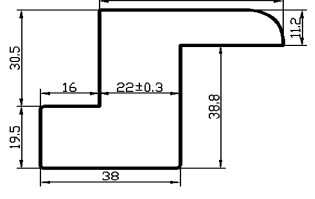

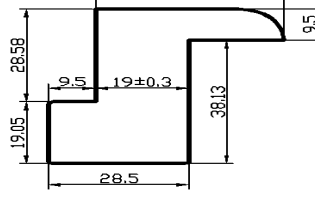

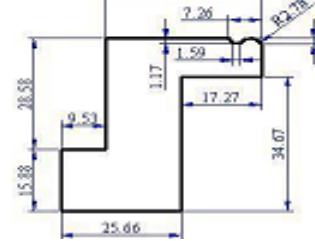

PolyExpress

2023 Poly Catalog

| Item # | Name | Drawing (metric) | Picture |
|----------|--------------------------|------------------|---------|
| PE-2.5L | 2-1/2" Smooth Louver | | |
| PE-3.5L | 3-1/2" Smooth Louver | | |
| PE-4.5L | 4-1/2" Smooth Louver | | |
| PE-2.5LR | 2-1/2" Reinforced Louver | | |
| PE-3.5LR | 3-1/2" Reinforced Louver | | |
| PE-4.5LR | 4-1/2" Reinforced Louver | | |
| PE-3.5LH | 3-1/2" H Louver | | |

| | | | |
|----------|--------------------------------------|--|---|
| PE-4.5LH | 4-1/2" H Louver |  |  |
| PE-SR | 3/4" X 4-5/8" Narrow Rail |  |  |
| PE-LR | 3/4" X 5-7/8" Narrow Rail |  |  |
| PE-DR | 3/4" X 3 1/4" Divider Rail |  |  |
| PE-SSS | 1-1/16" X 2" Solid Square Stile |  |  |
| PE-SRS | 1-1/16" X 2" Solid Rabbeted Stile |  |  |
| PE-SAS | 1-1/16" X 2-1/2" Solid Astragal |  |  |
| PE-RSS | 1-1/16" X 2" Reinforced Square Stile |  |  |

| | | | |
|-----------------------------------|---|--|--|
| <p>PE-RRS</p> | <p>1-1/16" X 2" Reinforced Rabbeted Stile</p> | | |
| <p>PE-RAS</p> | <p>1-1/16" X 2-1/2" Reinforced Astragal</p> | | |
| <p>PE-HSS</p> | <p>1-1/16" X 2" Hollow Square Stile</p> | | |
| <p>PE-HRS</p> | <p>1-1/16" X 2" Hollow Rabbeted Stile</p> | | |
| <p>PE-HAS</p> | <p>1-1/16" X 2" Hollow Astragal</p> | | |
| <p>PE-HS2.5 PE-HS3.5 PE-HS4.5</p> | <p>Hole Strip (for 2.5L, 3.5L, or 4.5L)</p> | | |
| <p>PE-3ZF</p> | <p>3" Z Frame</p> | | |
| <p>PE-2.5ZF</p> | <p>2-1/2" Z Frame</p> | | |

| | | | |
|------------------------|---|--|---|
| <p>PE-COL</p> | <p>2-1/2" Colonial Z Frame</p> |  |  |
| <p>PE-JZ</p> | <p>Jamestown Z Frame</p> |  |  |
| <p>PE-2ZF</p> | <p>2" Z Frame</p> |  |  |
| <p>PE-CZF</p> | <p>2" Craftsman Z Frame</p> |  |  |
| <p>PE-OGL2</p> | <p>2" Ogee L Frame</p> |  |  |
| <p>PE-LBNZF</p> | <p>2" Large Bullnose Z Frame</p> |  |  |
| <p>PE-BZF</p> | <p>1-1/2" Bullnose Z Frame</p> |  |  |
| <p>PE-SZF</p> | <p>1-1/4" Beaded Z Frame</p> |  |  |

| | | | |
|----------------------|---|--|--|
| <p>PE-LFL</p> | <p>Large L Frame</p> | | |
| <p>PE-SLF</p> | <p>1" Beaded L Frame</p> | | |
| <p>PE-DF</p> | <p>Deco Frame</p> | | |
| <p>PE-TR</p> | <p>Tilt Rod</p> | | |
| <p>PE-SF</p> | <p>Sill Frame</p> | | |
| <p>PE-TP</p> | <p>Beaded T-Post</p> | | |
| <p>PE-FO</p> | <p>Craftsman Valance - 5-1/2" x 3/8"</p> | | |